

KT25PDF RESIDENTIAL SERIES: Pocket Door Frame Track & Hardware

ARCHITECTURAL SPECIFICATIONS

MAXIMUM DOOR WEIGHT: 100 lbs. (45kg) = 2 hangers

MIN & MAX DOOR THICKNESS: 1-3/8" (35mm) only.

MAXIMUM CAPACITY: Width and height of the door may vary beyond standard sizes provided the weight of the door does not exceed the maximum weight listed above.


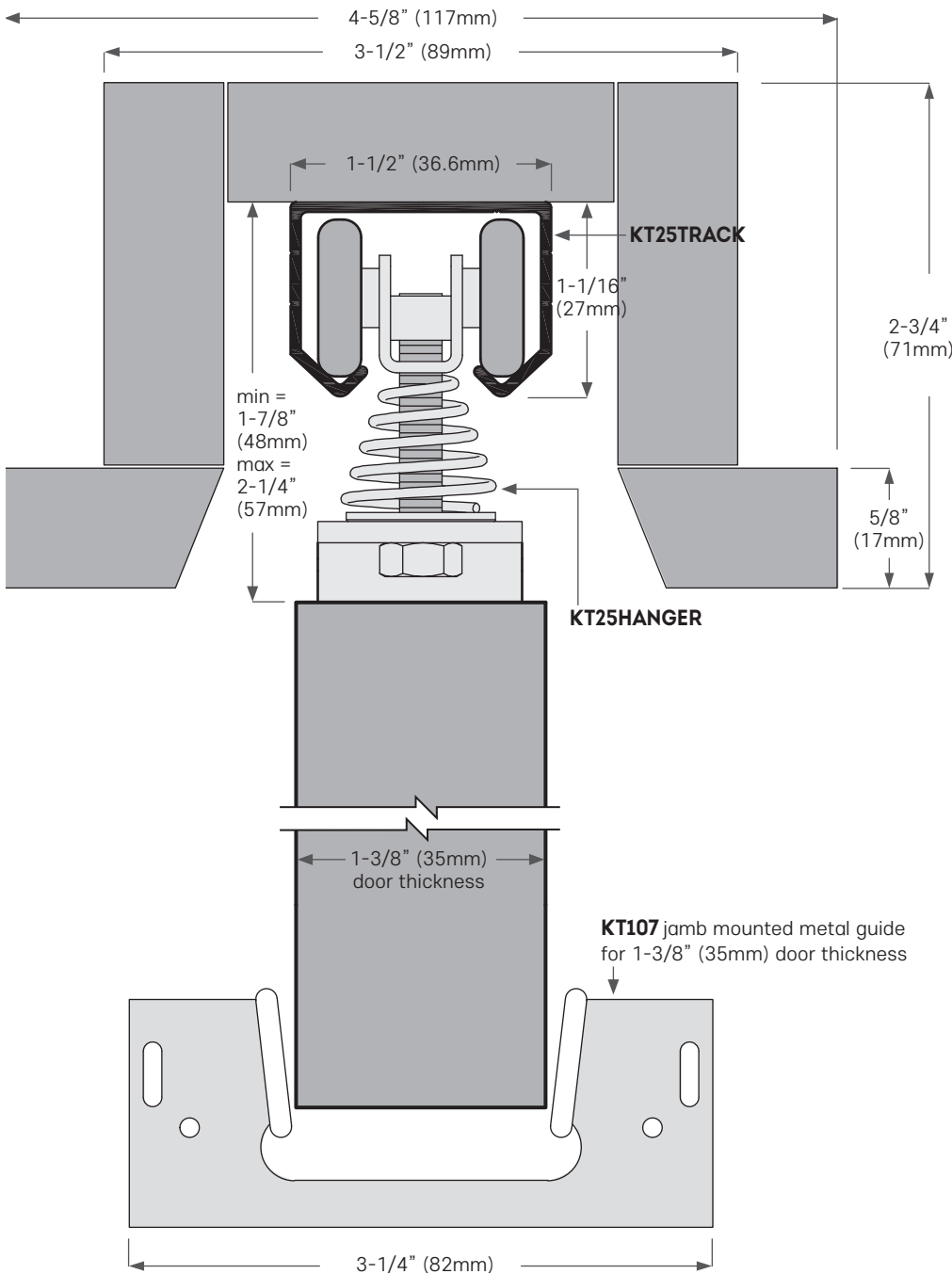
VERTICAL ADJUSTMENT: 3/8" (9.5mm).

TRACK: Extruded aluminum, mill finish. 9 stock lengths available, refer to price list.

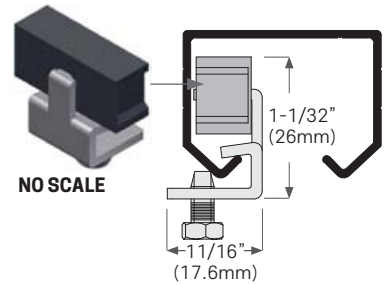
HANGER: Steel carrier, plated, 4 plastic wheels, no ball bearing.

OPTIONS: KT177 privacy & KT178 passage latch for pocket doors.

HARDWARE KITS: KT25KITNB for 1 door application, consists of (poly-bagged) KT25HANGER (2 ea) hangers, KT107 (1 ea) jamb mounted guide, KT155 (1 ea) wrench, installation sheet plus all screws. For biparting pocket doors KT25KITNB (2 ea) required and KT126 (2 ea) intrack door stops required.



KT25HANGER



KT126 Intrack bumper door stop for biparting doors



KT122 Bumper stop, nail on, white, included with pocket door frame.



KT107 jamb mounted metal guide for 1-3/8" (35mm) door thickness