

# KT48 RESIDENTIAL SERIES: Ball Bearing Axle Bi-Pass Door Track & Hardware

## ARCHITECTURAL SPECS

**MAXIMUM DOOR WEIGHT:** 150 lbs (60 kg) = 2 hangers.

**MIN & MAX DOOR THICKNESS:** 1-3/8" (35mm) to 1-3/4" (44.45mm).

**MAXIMUM CAPACITY:** Width and height of the door may vary beyond standard sizes provided the weight of the door does not exceed the maximum weight listed above.

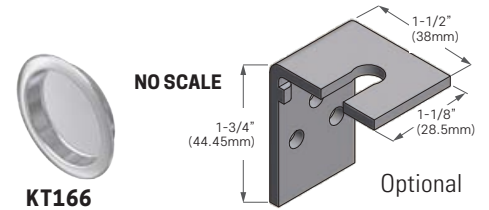

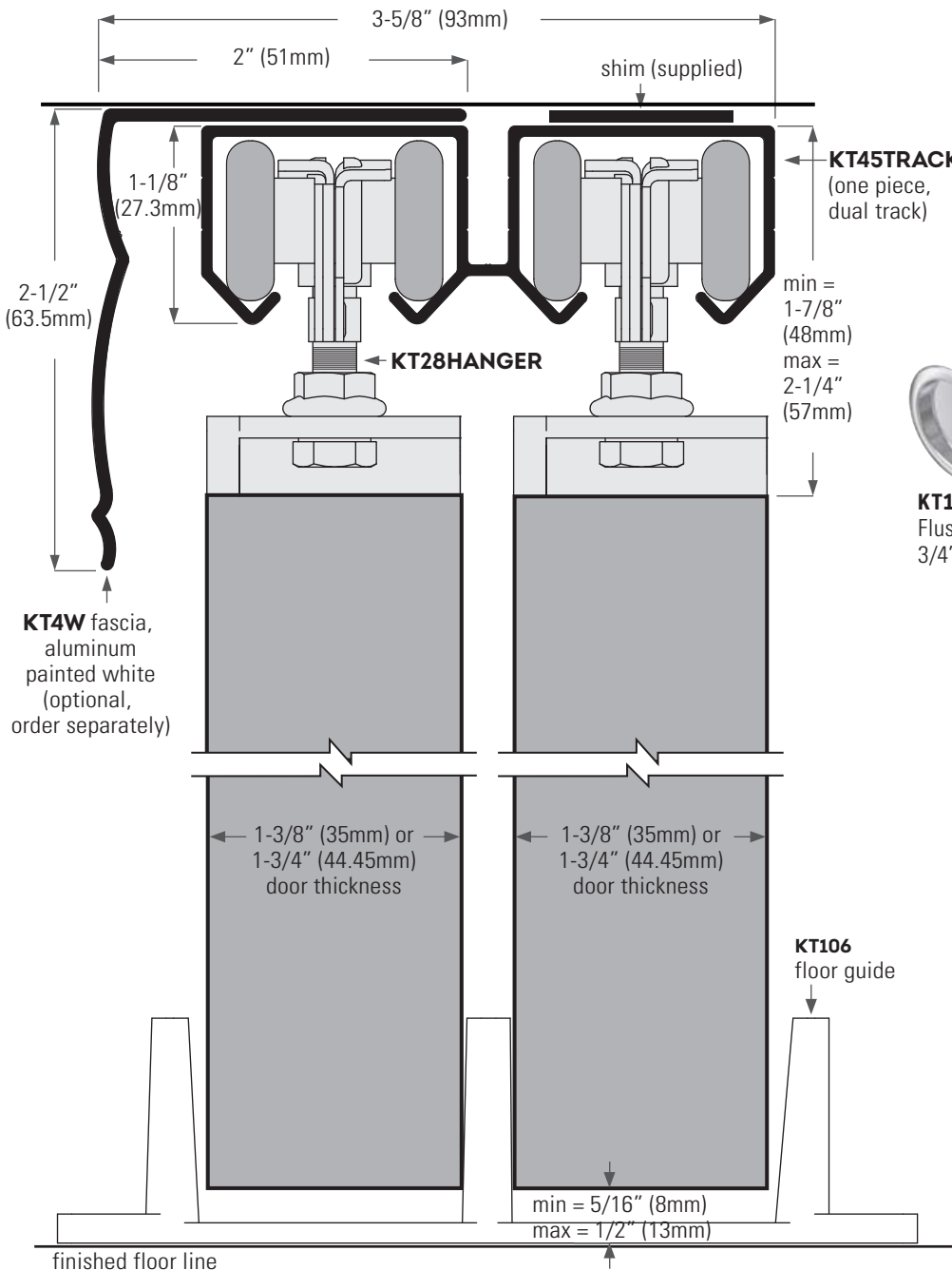
**VERTICAL ADJUSTMENT:** 3/8" (9.5mm).

**TRACK:** Extruded aluminum, mill finish. 7 stock lengths available, refer to price list.

**HANGER:** Steel carrier, plated, 4 nylon wheels, ball bearing.

**OPTIONS:** KT4W Fascia extruded aluminum, painted white. KT20 floor channel with KT120 swivel bottom guide.

**HARDWARE KITS:** KT48KIT for 2 door application, consists of (poly-bagged) KT28HANGER (4 ea) hangers, KT106 (1 ea) floor guide, KT166C (2 ea) chrome finger pulls, KT155 (1 ea) wrench, installation sheet plus all screws.



### Optional bottom guiding

