

KT25MS RESIDENTIAL SERIES: Multi-Slide Door Track & Hardware

ARCHITECTURAL SPECS

MAXIMUM DOOR WEIGHT: 100 lbs. (45kg) = 2 hangers

MIN & MAX DOOR THICKNESS: 1-3/8" (35mm) only

MAXIMUM CAPACITY: Width and height of the door may vary beyond standard sizes provided the weight of the door does not exceed the maximum weight listed above.

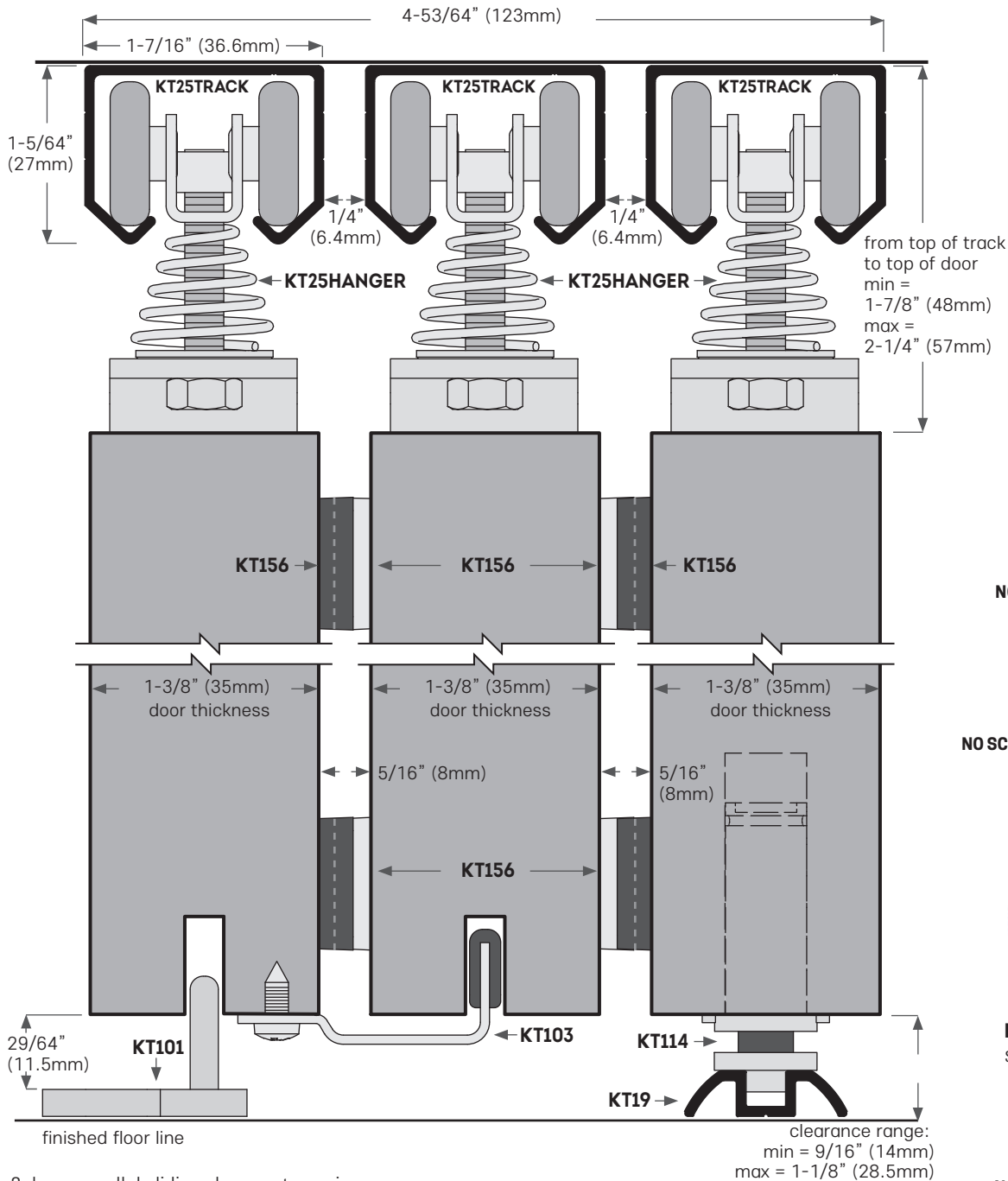
VERTICAL ADJUSTMENT: 3/8" (9.5mm)

TRACK: Extruded aluminum, mill finish. 9 stock lengths available, refer to price list.

HANGER: Steel carrier, plated, 4 plastic wheels, ball bearing

OPTIONS: KT4W Fascia, extruded aluminum painted white.

HARDWARE KITS: No standard kit, order components as required per number of doors



1 pack




KT156
Nylon collector

NO SCALE



KT156
Shim spacer



NO SCALE

KT126 Intrack bumper door stop




NO SCALE

KT101 Floor guide (plastic)



NO SCALE

KT114 door guide, spring loaded



NO SCALE

KT103 link guide for 1-3/8" doors, stainless steel

3 doors parallel sliding clear past opening

