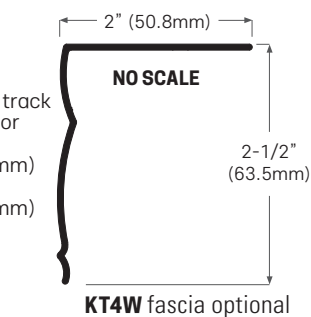
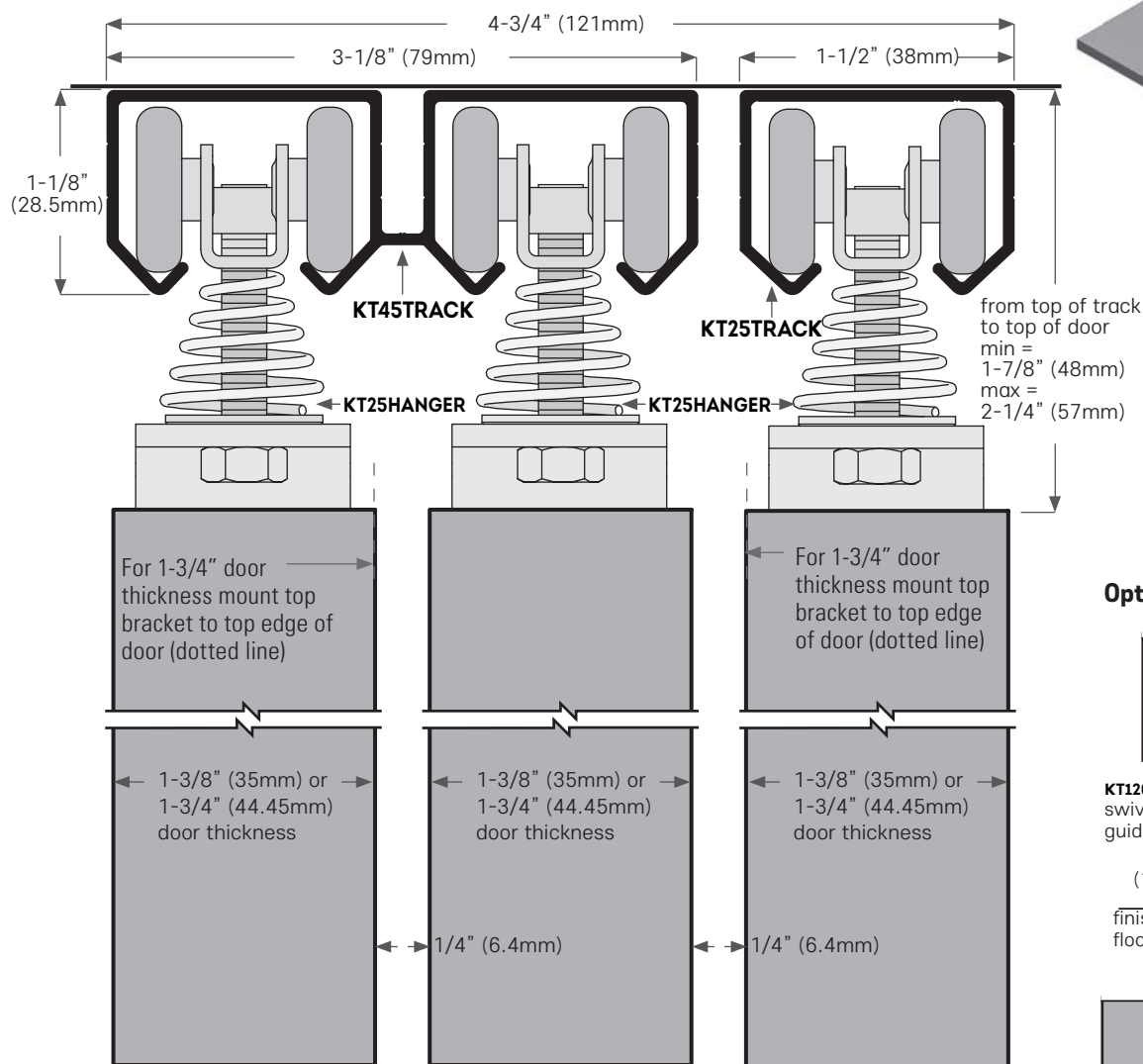

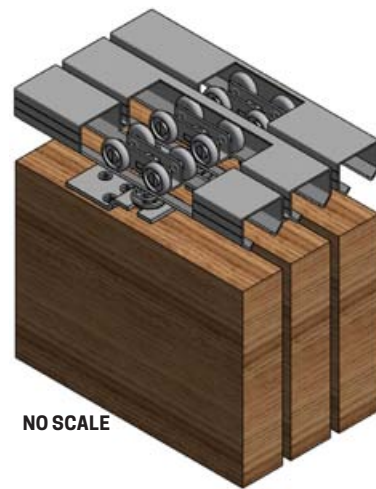


KT43T RESIDENTIAL SERIES: Triple Bi-Pass Door Track & Hardware


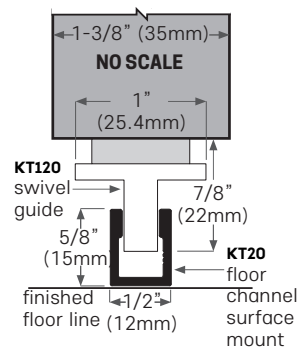
ARCHITECTURAL SPECS

MAXIMUM DOOR WEIGHT:	100 lbs. (45kg) = 2 hangers
MIN & MAX DOOR THICKNESS:	1-3/8" (35mm) to 1-3/4" (44.45mm).
MAXIMUM CAPACITY:	Width and height of the door may vary beyond standard sizes provided the weight of the door does not exceed the maximum weight listed above.
VERTICAL ADJUSTMENT:	3/8" (9.5mm)
TRACK:	Extruded aluminum, mill finish. 8 stock lengths available, refer to price list.
HANGER	Steel carrier, plated, 4 plastic wheels.
OPTIONS:	KT4W Fascia extruded aluminum, painted white. KT20 floor channel with KT120 swivel bottom guide.

HARDWARE KITS: **KT43KIT for triple bi-pass door application** consists of: KT25HANGER (6 ea) hangers, KT106 (2 ea) guides, KT102 (2 ea) guides, KT166 (3 ea) finger pulls, KT155 (1 ea) wrench, installation sheet plus all screws.



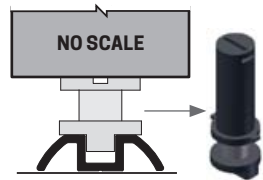
Optional bottom guiding



KT106 Floor guide (plastic) for 1-3/8" door thickness



KT102 Floor guide (plastic) optional



KT19C-RADIUS120 aluminum clear anodized, 120" (3048mm)
KT19D-RADIUS120 bronze anodized, 120" (3048mm)