

KrisTrack® KT43T Residential Series: Triple Bi-Pass Door Track & Hardware

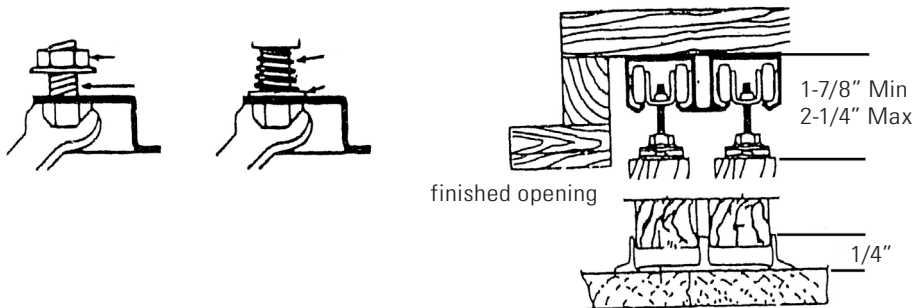
INSTALLATION INSTRUCTIONS

STEP 1. Hang door. Mount centerline of door hanger plates on centerline of door as illustrated. Insert hangers into track. Hang door, attaching wall pocket end first. then doorway end.

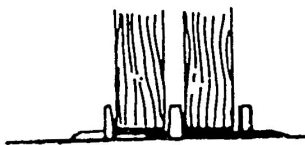


NOTE: Some models require 4 screws per bracket.

STEP 2. Plumb door. Turn adjusting bolt to raise or lower door and align door squarely with the jamb.



STEP 3. Install floor guide.



ALL DRAWINGS NO SCALE

KT43T Residential Series: Triple Bi-Pass Door Track & Hardware

ARCHITECTURAL SPECS

Maximum door weight: 100 lbs. (45kg) = 2 hangers

Min & max door thickness: 1-3/8" (35mm) to 1-3/4" (44.45mm).

Maximum capacity: Width and height of the door may vary beyond standard sizes provided the weight of the door does not exceed the maximum weight listed above.

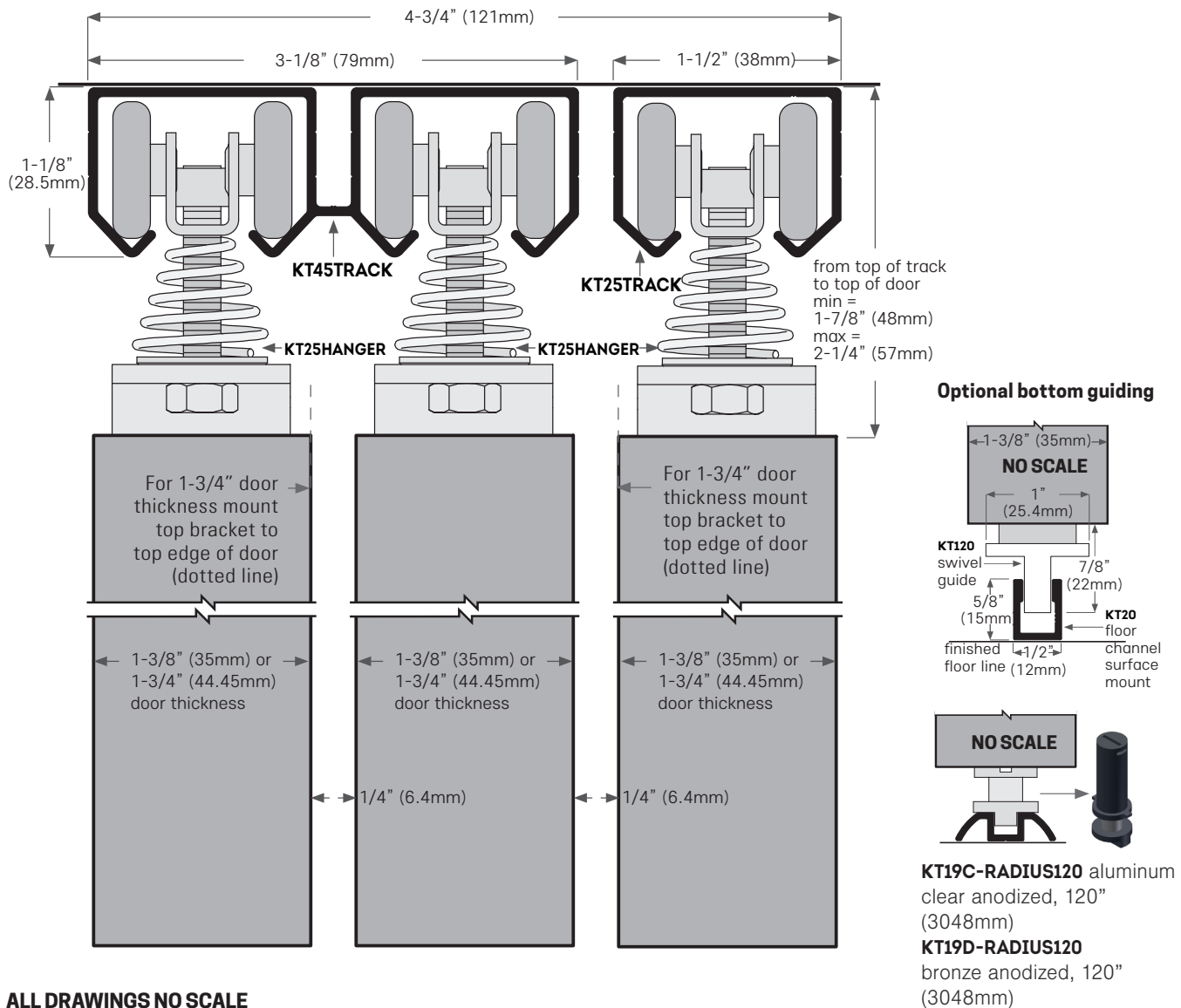
Vertical adjustment: 3/8" (9.5mm)

Track: Extruded aluminum, mill finish. 8 stock lengths available, refer to price list.

Hanger: Steel carrier, plated, 4 plastic wheels.

Options: KT4W Fascia extruded aluminum, painted white. KT20 floor channel with KT120 swivel bottom guide.

Hardware kits: KT43KIT for triple bi-pass door application: consists of KT25HANGER (6 ea) hangers, KT166 (3 ea) finger pulls, KT155 (1 ea) wrench, installation sheet plus all screws.



ALL DRAWINGS NO SCALE

Head Office & Manufacturing Centre - Vancouver, Canada

7470 Buller Avenue, Burnaby, B.C. V5J 4S5 Canada • Ph: (604) 451-1080 • Fax: (604) 451-1140 • info@theDSgroup.com

Outside Vancouver, BC use toll free numbers Ph: 1-888-520-9009 Fax: 1-800-567-2887

Branch Offices & Distribution Centres

Toronto, Canada & Los Angeles, USA

Eclipse Architectural® Corporate Showrooms

Vancouver & Toronto, Canada • Los Angeles, California, USA

THE DS GROUP IS THE BRAND IMAGE OF A.K. DRAFT SEAL LTD.