

KrisTrack®

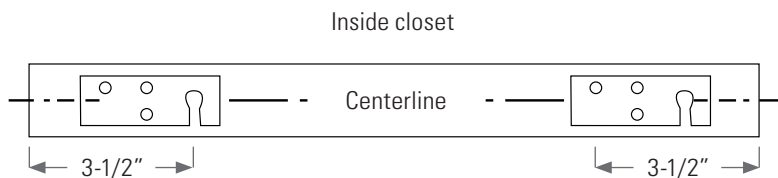
KT48KIT Residential Series: Ball Bearing Axle Bi-Pass Door Track & Hardware

INSTALLATION INSTRUCTIONS

STEP 1

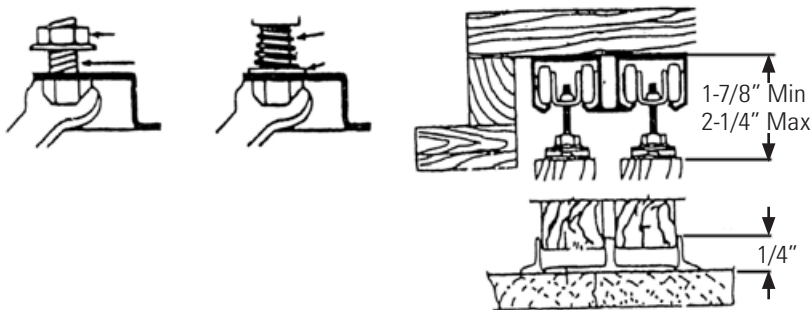
Hang door. Mount centerline of door hanger plates on centerline of door as illustrated. Insert hangers into track. Hang door, attaching wall pocket end first, then doorway end.

NOTE: Some models require 4 screws per bracket.



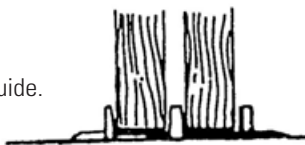
STEP 2

Plumb door. Turn adjusting bolt to raise or lower door and align door squarely with the jamb.



STEP 3

Install floor guide.

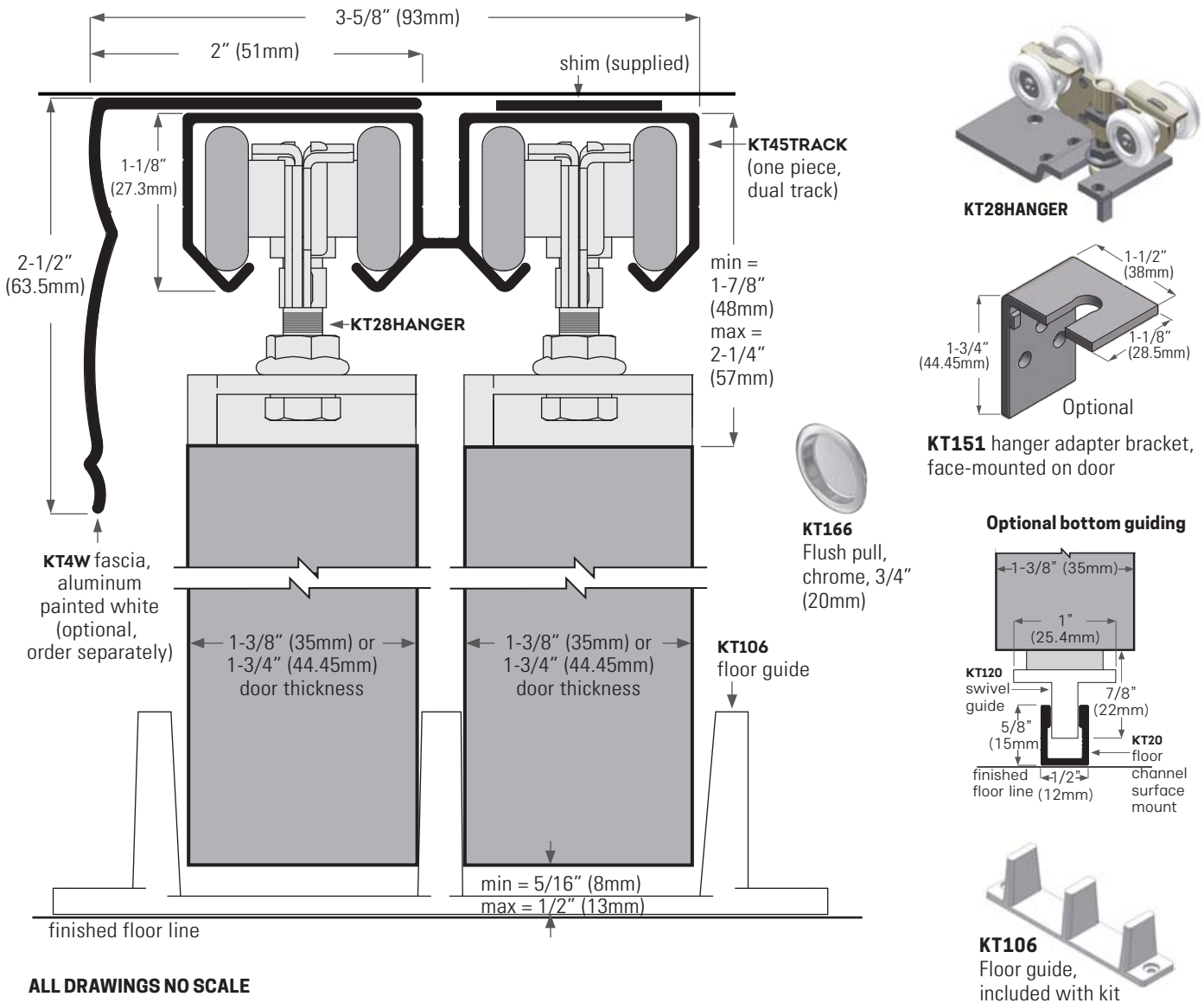


ALL DRAWINGS NO SCALE

KT48KIT Residential Series: Ball Bearing Axle Bi-Pass Door Track & Hardware

ARCHITECTURAL SPECS

MAXIMUM DOOR WEIGHT:	150 lbs (60 kg) = 2 hangers.
MIN & MAX DOOR THICKNESS:	1-3/8" (35mm) to 1-3/4" (44.45mm).
MAXIMUM CAPACITY:	Width and height of the door may vary beyond standard sizes provided the weight of the door does not exceed the maximum weight listed above.
VERTICAL ADJUSTMENT:	3/8" (9.5mm).
TRACK:	Extruded aluminum, mill finish. 7 stock lengths available, refer to price list.
HANGER:	Steel carrier, plated, 4 nylon wheels, ball bearing.
OPTIONS:	KT4W Fascia extruded aluminum, painted white. KT20 floor channel with KT120 swivel bottom guide.
HARDWARE KITS:	KT48KIT for 2 door application, consists of (poly-bagged) KT28HANGER (4 ea) hangers, KT106 (1 ea) floor guide, KT166C (2 ea) chrome finger pulls, KT155 (1 ea) wrench, installation sheet plus all screws.



ALL DRAWINGS NO SCALE

Head Office & Manufacturing Centre - Vancouver, Canada

7470 Buller Avenue, Burnaby, B.C. V5J 4S5 Canada • Ph: (604) 451-1080 • Fax: (604) 451-1140 • info@theDSgroup.com
 Outside Vancouver, BC use toll free numbers Ph: 1-888-520-9009 Fax: 1-800-567-2887

Branch Offices & Distribution Centres

Eclipse Architectural® Corporate Showrooms

Toronto, Canada & Los Angeles, USA

Vancouver & Toronto, Canada • Los Angeles, California, USA

THE DS GROUP IS THE BRAND IMAGE OF A.K. DRAFT SEAL LTD.